



PILING AND DRILLING



РАЙДЕКС

РАЙДЕКС
КАСОВЫЙ СЕРВИС
8 (800) 777-23-03

B300XP



OOO Raidex is a construction company specializing in all types of soil works of construction and strengthening of the foundations of residential buildings, shops, shopping and entertainment centers, industrial buildings, warehouse and other types of structures. High quality of work is provided by a team of professional builders with extensive experience in drilling wells and pile formation.

Construction company OOO Raidex is the first organization in Siberia that performs the installation of ground-cement piles using the unique technology "Jet-grouting". When solving complex engineering problems, the company applies world experience and advanced technologies of underground construction: "bored - driven piles", "CFA" method and "jet grouting".

Use of foreign-made equipment (Casagrande, BAUER, Soilmec, Techniwell, MDT) guarantees high performance and high-quality results that all our customers are always satisfied with – whether that are construction companies, commercial or state-owned enterprises.

Company profile:

- Design and installation of pile foundations
- Pit fencing
- Strengthening of soil
- Strengthening foundations
- Installation of ground anchors
- Pilot drilling
- Field tests of piles in accordance with GOST 5686-94
- Carrying out plate tests
- Quality control of drilled piles
- Coast reclamation works

Our advantages:

- Own high-tech drilling rigs
- More than a hundred units of auxiliary machinery
- Full cycle of work development - from the creation of the project to the delivery of its expertise
- Provision of integrated technical solutions
- Ability to provide alternative work solutions
- Whole range of pile work, including static and plate tests
- High performance of work without quality losses
- Highly qualified technical staff
- Development of all necessary project documentation
- Own technical supervision and internal quality system
- Providing a bank guarantee for work
- More than ten years of work experience
- Confirmation of the success of the work performed with the leaders of the Russian economy (recognition letters)

Bored piles with casing

Using casing tube makes possible to overlap the horizons of floating soils, ensure safety of piling, control the parameters of the borehole, and provide high quality of filling the well with concrete in difficult geological conditions. This type of piling is the most popular among transport construction, bridge building due to its high reliability.

Parameters of the piles:

- 620, 820, 1000, 1200, 1500, 2000 mm with a wall thickness of 40 mm casing, with a length of up to 90 meters. It's also possible to implement piles with widening.



Bored piles using FUNDEX technology

FUNDEX is a technology for the bored piling using a screw-loose tip. Fundex technology piles are best suited for projects on loose and marshy, peat-containing soils. FUNDEX technology is not suitable for dense soils.

Pile parameters:

- diameters 350, 450, 550, 600 mm;
- pile length up to 45 m.



Bored piles with broadening with a lost tip

This technology is widely used in the construction of small diameter piles when it's needed to increase the bearing capacity. It is achieved by widening the pile base. This technology is applicable in weak clay or sandy soils, including water-saturated. Broadening at the base of the pile increases the bearing capacity with a relatively small diameter of the pile body (300 - 600 mm).



Bored piles on the CFA technology

CFA (Continuous Flight Auger) technology or CHA (Continuous Hollow Auger) can be used both in dense and unstable soils and it does not produce noise, vibrations, shocks, which allows working in conditions of dense urban development, including close proximity of underground structures, subway; allows to minimize the work area and work on cramped construction sites.

Parameters of the performed piles:

- Pile diameters: 450, 400, 800, 1000, 1200 and more;
- Pile length up to 35 m.



DDS

(Drilling Displacement System)

The DDS technology is based on the principle of well rolling, so drilling takes place without excavation, with compaction of the walls of the well and through the use of a working tool - the roll. It is a continuous process of formation of a cylindrical cavity in the soil through its deformation and compaction by the rolling mechanism into the walls of the well. Due to this, a compacted soil zone is formed around the well.

Parameters of the performed piles:

- Diameters: 250, 350, 450, 520, 600 mm;
- length up to 31m.



Jet grouting cement columns

Dynamic development of the construction industry in Russia, infill building in large cities require the use of new high-tech methods in the field of underground construction. One such method is jet grouting, based on the consolidation of soils by scouring them and mixing them with a high-pressure jet of cement mortar. The result of jet grouting are soil-cement columns with a diameter of 300-2500 mm.



Ground anchors

Ground anchors are mainly designed to hold the walls of the pit and to increase the stability of the slopes. Anchors help to free up the internal space of the excavation from various struts and racks, thus, it accelerates and makes the construction process safer. Ground anchors can be used in almost all types of soils, including flooded ones.



Deep Soil Mixing – DSM

Technology of deep soil mixing consists of the manufacture of soil-cement columns using a special drilling-mixing tool instrument consisting of a hollow rod and a special working body. In the process of drilling, the ground is crushed and mixed with the water-cement solution, and other binders are also possible.

Pile parameters:

- 250-1200 mm;
- length up to 50m.



Slurry wall

Slurry wall technology is one of the most progressive and versatile technologies for enclosing and supporting structures or antiferfiltration curtain during the construction of underground structures. Erected in open pit. "Slurry wall" allows you to carry out the pits fences in the conditions of dense buildings and in close proximity to communications. Often, this is the only solution when building underground objects below the groundwater level.



Bored-secant piles

It is carried out from bored piles. The wall in the soil of bored-secant piles has a high water resistance and can be successfully used in flooded soils. Piles are reinforced through one. Unreinforced pile is made of low-grade concrete to simplify the drilling process.



Tangent pile walls

Fence piling of tangent pile walls is a row of reinforced piles, made in increments equal to the diameter of the piles themselves. Reinforcement of all pile elements in a row allows, if necessary, significantly increase the wall stiffness to horizontal loads and reduce the number of tiers of anchors, eliminating the need to drill unreinforced concrete.



Vibratory drilling method

Vibratory method of bored piles is the most effective compared to other methods when immersing elements with a relatively small cross-sectional area. In this regard, the most widespread vibration method for the installation of bored piles was obtained during the sinking of casing pipes and shells. A casing with a lost tip (flat or tapered) is used for these type of bored piles.

Parameters of the performed piles:

- Diameter of 273mm to 2000mm;
- Length up to 21 m.



Pile driving device

The use of ready driven piles in Russia is limited, normally they are used for objects with lower requirements for bearing capacity. They are also used often on the construction of objects outside the cities, which is explained by the higher noise level and the harmful vibration caused to surrounding structures. Today in the arsenal of builders there are several methods of penetration of driven piles: the impact method; indentation; vibration immersion; leader drilling method.

Parameters of the performed piles:

- All nomenclature.



Pile penetration drilling method

In this drilling method, the piles should be lowered into pre-drilled wells, the diameter of which exceeds (by 5 cm or more) the largest cross section of the pile; the cavity between the borehole walls and the pile should be filled with cement-sand mortar. The pile should be submerged no later than 4 hours after the installation of the well. Filling the well with cement-sand mortar should be done immediately before the pile is immersed.



Bored piling method

This method of piling may be used in plastic-frozen soils without coarse-grained inclusions. Only in piles with a continuous cross section should be immersed in this method. Piles should be driven into pre-drilled leader wells; and their diameter must be less than the smallest cross-section of the pile by 2 cm.



Sheet pile screen

Larsen sheet pile screens (pipe, other profiles) are widely used in construction and are used to solve the following tasks:

- Protection against shedding and collapse of the walls of pits;
- Protection of construction sites from atmospheric influences, prevention of flooding of construction sites (including during works near water bodies);
- Construction of hydraulic structures (dams, gateways, canal);
- Strengthening of coastlines and embankments;
- Strengthening of landslide areas.



Pipe pile

A pipe block is a metal structure or a solid structure, which is laid in order to hold the ground. Designed to ensure safety during construction. The design is a solid pipe with locks welded to them. In accordance with the norms of SNiP, a tubular tongue is laid in the pits, corresponding to grinding parameters:

- sand pits with a depth of more than one meter;
- pits dug in high-density soils, depth from 2 meters;
- pits in clay soil, whose depth is greater than or equal to 1.5 meters;
- pits in sandy loams, over 1.25 meters deep.





Static tests

The purpose of carrying out static soil tests with piles: at the survey stage, the choice of the most rational constructive solution of piles, their number and placement in terms of the future structure. At the construction stage (control tests) - determination of the actual bearing capacity of the pile on the ground.

The minimum number of test piles is regulated as follows (Appendix A, GOST 5668-2012.):

- when testing piles with a static indentation load - up to 0.5% of the total number of piles at a given facility, but not less than 2 pieces, except in specially justified cases;
- when testing piles with static pulling or horizontal load - not less than 2%, but not less than 3 pcs.



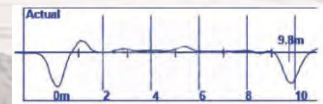
Testing concrete for strength

- Non-destructive quality control;
- Impulse impulse method using IPS-MG4.03
- Tearing off.



Check piles for soundness

• I method - shock pulse. Use an acoustic tester with an echo method for quick quality control of piles.



• II method - heat meter method, using metal - pipes. Designed for ultrasonic testing of homogeneity and continuity of concrete. Control is performed according to time.

The propagation of an ultrasonic signal between transducers placed in vertical pipes specially laid in piles and foundations during production.



Dynamic pile testing

Dynamic tests of piles are based on the connection between the energy of impact of the hammer when driving a pile into the ground and the bearing capacity of the pile. When driving workers piles, observing changes in failures allow us to identify the bearing layers of the soil, to give a relative assessment of the carrying capacity of the driven piles and to identify weak areas of the pile field.




Pull load anchor test

Testing of anchors with static pulling load and removal of instrument reports is carried out by analogy with pile tests, in accordance with clauses 8.2.1 and 8.2.2 of GOST 5686-2012.



Soil in-situ punch test

Technical solution to improve the strength and deformation characteristics of the soil foundation is to apply the technology of jet grouting of soils for constructing a field of soil-cement elements at the base of the foundation of the designed structure. To determine the effectiveness of the application of the technology of jet cementation of soils, on the site are made of soils with a stamp.










Manufacture of reinforcement cages

Manufacture of reinforcement cages for piles is carried out automatically by welding the supporting reinforcing bars with circular reinforcement. Thanks to the use of modern technologies, impeccable welding quality, high performance and precise geometry of the reinforcement cage are ensured. Production of reinforcement cages for piles in our company is carried out in compliance with all norms and requirements.



TYPES OF JOBS

We carry out a full range of underground works
on the following types of objects:

-  Metro construction
-  Construction of industrial facilities for the petrochemical, gas, engineering and food industries
-  Energy facilities (state district power station, hydroelectric station, thermal power station, etc.)
-  Infrastructure projects (bridges, road junctions, sea and airports)
-  Reconstruction and strengthening of existing buildings
-  Underground parking
-  Foundations of administrative and residential buildings and structures

PARTNERS

We work with both Russian and world economic leaders:





ИНН 5406575947 ОГРН 111547602957
 ул. Мира Восток 170, этаж 1 г. Новосибирск тел. 38010000000

630007, г. Новосибирск, ул. Октябрьская набережная, д.1, оф.808
 Тел. (383) 384-81-81, 384-81-82, 384-81-83, 384-81-78

АСОНО
 АССОЦИАЦИЯ СТРОИТЕЛЬНЫХ ОРГАНИЗАЦИЙ
 НОВОСИБИРСКОЙ ОБЛАСТИ
 САМОРЕГУЛИРУЕМАЯ ОРГАНИЗАЦИЯ

ВЫПИСКА ИЗ РЕЕСТРА ЧЛЕНОВ САМОРЕГУЛИРУЕМОЙ ОРГАНИЗАЦИИ

№20 августа 2018 г. № 1479

Ассоциация строительных организаций Новосибирской области
 630007, г. Новосибирск, Октябрьская набережная, д.1, офис 608 www.asono.ru
 Регистрационный номер в государственном реестре строительных организаций СРО-С-284-21962017

№ п/п	Наименование	Сведения
1	Сведения о члене саморегулируемой организации: идентификационный номер налогоплательщика, полное и сокращенное (при наличии) наименование юридического лица, адрес места нахождения, факса, электронная почта, наименование индивидуального предпринимателя, дата рождения, место фактического осуществления деятельности, регистрационный номер члена саморегулируемой организации в реестре членов и дата его регистрации в реестре членов	Общество с ограниченной ответственностью "Строительная компания «Райдекс», ООО СК «Райдекс», ИНН 5406575947, 630008, Российская Федерация, Новосибирская обл., г. Новосибирск, ул. Ленинградская, д. 1401, этаж 2 Регистрационный номер в реестре членов: 0540; Дата регистрации в реестре членов: 15.08.2017 г.
2	Дата и номер решения о приеме в члены саморегулируемой организации, дата вступления в силу решения о приеме в члены саморегулируемой организации	Решение Заседания Совета Ассоциации №19 от 13.08.2017 г., действует с 15.08.2017 г.
3	Дата и номер решения об исключении из членов саморегулируемой организации, основания исключения	-
4	Сведения о наличии у члена саморегулируемой организации права самостоятельно выполнять инженерные изыскания, осуществлять подготовку проектной документации, строительство, реконструкцию, капитальный ремонт объектов капитального строительства по договору подряда на выполнение инженерных изысканий, подготовку проектной документации, по договору строительного подряда, заключенному с использованием конкурентных способов заключения договоров:	-

а) в отношении объектов капитального строительства (кроме особо опасных, технически сложных и уникальных объектов, объектов использования атомной энергии);	Имеет право осуществлять строительство, реконструкцию, капитальный ремонт объектов капитального строительства в отношении объектов капитального строительства (кроме особо опасных, технически сложных и уникальных объектов, объектов использования атомной энергии)
б) в отношении особо опасных, технически сложных и уникальных объектов капитального строительства (кроме объектов использования атомной энергии);	Имеет право осуществлять строительство, реконструкцию, капитальный ремонт объектов капитального строительства по договору строительного подряда, заключаемому с использованием конкурентных способов заключения договоров в отношении особо опасных, технически сложных и уникальных объектов капитального строительства (кроме объектов использования атомной энергии)
в) в отношении объектов использования атомной энергии	Имеет право осуществлять строительство, реконструкцию, капитальный ремонт объектов капитального строительства (по договору строительного подряда, заключаемому с использованием конкурентных способов заключения договоров в отношении объектов использования атомной энергии)
5. Сведения об уровне ответственности члена саморегулируемой организации по обязательствам по договору подряда на выполнение инженерных изысканий, подготовку проектной документации, по договору строительного подряда, и соответствии с которым указанным членом внесли иное в квалификационный фонд выполнения работ	Не превышает 60 млн. руб. (1 уровень ответственности члена СРО)
6. Сведения об уровне ответственности члена саморегулируемой организации по обязательствам по договору подряда на выполнение инженерных изысканий, подготовку проектной документации, по договорам строительного подряда, заключаемому с использованием конкурентных способов заключения договоров, в соответствии с которым указанным членом внесли иное в квалификационный фонд обеспечения исполнения обязательств	Не превышает 60 млн. руб. (1 уровень ответственности члена СРО)
7. Сведения о предоставлении права выполнять инженерные изыскания, осуществлять подготовку проектной документации, строительство, реконструкцию, капитальный ремонт объектов капитального строительства	-

Генеральный директор: Подпись: Бирюкова М.А.



WE HAVE AVAILABLE MORE THAN 100 UNITS OF MACHINERY



Casagrande B300XP CFA



Casagrande B200XP



Bauer RTG RG 21T



Soilmec R-625



Casagrande B300XP



Casagrande B125



Casagrande B155E



Casagrande B125XP




Casagrande 425 CFA



MDT 180B



Casagrande B125XP CFA



Tecniwell TW400 S



Kato crane



Atlas Copco compression pump



Liebherr crane



ISUZU Dump Truck



MAN bed truck



JCB backdigger



JCB backdigger



JCB loader-digger



Vibratory driver

About company3

Technology.....4

 Bored piles with casing..... 4

 Bored piles using FUNDEX technology..... 4

 Bored piles with broadening using a loose tip5

 CFA bored piles6

 DDS technology7

 Jet grouting ground cement pillar8

 Ground Anchors8

 Technology of deep soil mixing9

 Wall in the ground10

 Brown Piles10

 Roll piles11

 Bored piles by vibrating method12

 Pile driving device12

 Drilling of piles13

 Borehole pile driving method13

 Sheet piling14

 Pipe shunt15

Quality control16

 Static Tests17

 Testing concrete for strength17

 Pile test for soundness17

 Dynamic tests of driven piles17

 Pull load anchor test17

 Stamp testing of soil body17

Manufacture of reinforcement cage18

 Manufacture of reinforcement cage19

Types of work20

Partners.....20

Licenses.....21

Special machinery22



www.raidex.ru

Novosibirsk

Kommunisticheskaya 40, office 606 (6th floor)

tel .: 8 (800) 777-29-03

e-mail: info@raidex.ru

Moscow

Krasnaya Presnya, 24

tel .: +7 (495) 308-48-58

e-mail: msk@raidex.ru